



Q4 2020

Important Information Regarding Forward-Looking Statements: This presentation contains forward-looking statements within the meaning of Section 27A of the Securities Act of 1933, as amended, and Section 21E of the Securities Exchange Act of 1934, as amended, that represent the company’s current expectations and beliefs. All statements other than statements of historical fact are “forward-looking statements” for purposes of federal and state securities laws and include, but are not limited to, statements of management’s expectations regarding the company’s performance, growth, product launches, customers and sales leaders, benefits to shareholders, strategies and initiatives; statements of management’s expectations regarding the future status of the COVID-19 pandemic globally and across the company’s markets, and government and public behavior in response to such status; projections regarding revenue, earnings per share, foreign currency fluctuations and other financial items; statements of belief; and statements of assumptions underlying any of the foregoing. In some cases, you can identify these statements by forward-looking words such as “believe,” “expect,” “continue,” “anticipate,” “project,” “outlook,” “guidance,” “plan,” “continue,” “will,” “would,” “could,” “may,” “might,” the negative of these words and other similar words.

The forward-looking statements and related assumptions involve risks and uncertainties that could cause actual results and outcomes to differ materially from any forward-looking statements or views expressed herein. These risks and uncertainties include, but are not limited to, the following:

- risk that epidemics, including the ongoing COVID-19 outbreak, and other crises could negatively impact our business;
- adverse publicity related to the company’s business, products, industry or any legal actions or complaints by the company’s sales force or others;
- risk that direct selling laws and regulations in any of the company’s markets, including the United States and Mainland China, may be modified, interpreted or enforced in a manner that results in negative changes to the company’s business model or negatively impacts its revenue, sales force or business, including through the interruption of sales activities, loss of licenses, imposition of fines, or any other adverse actions or events;
- any failure of current or planned initiatives or products to generate interest among the company’s sales force and customers and generate sponsoring and selling activities on a sustained basis;
- political, legal, tax and regulatory uncertainties associated with operating in international markets, including Mainland China;
- uncertainty regarding meeting restrictions and other government scrutiny in Mainland China, as well as negative media and consumer sentiment in Mainland China on our business operations and results;
- risk of foreign-currency fluctuations and the currency translation impact on the company’s business associated with these fluctuations;
- uncertainties regarding the future financial performance of the businesses the company has acquired;
- risks related to accurately predicting, delivering or maintaining sufficient quantities of products to support planned initiatives or launch strategies, and increased risk of inventory write-offs if the company over-forecasts demand for a product or changes its planned initiatives or launch strategies;
- regulatory risks associated with the company’s products, which could require the company to modify its claims or inhibit its ability to import or continue selling a product in a market if the product is determined to be a medical device or if the company is unable to register the product in a timely manner under applicable regulatory requirements;
- unpredictable economic conditions and events globally, including trade policies and tariffs;
- uncertainties related to interpretation of, and forthcoming regulations under, the 2017 U.S. tax reform legislation; the company’s future tax-planning initiatives; any prospective or retrospective increases in duties on the company’s products imported into the company’s markets outside of the United States; and any adverse results of tax audits or unfavorable changes to tax laws in the company’s various markets; and
- continued competitive pressures in the company’s markets.

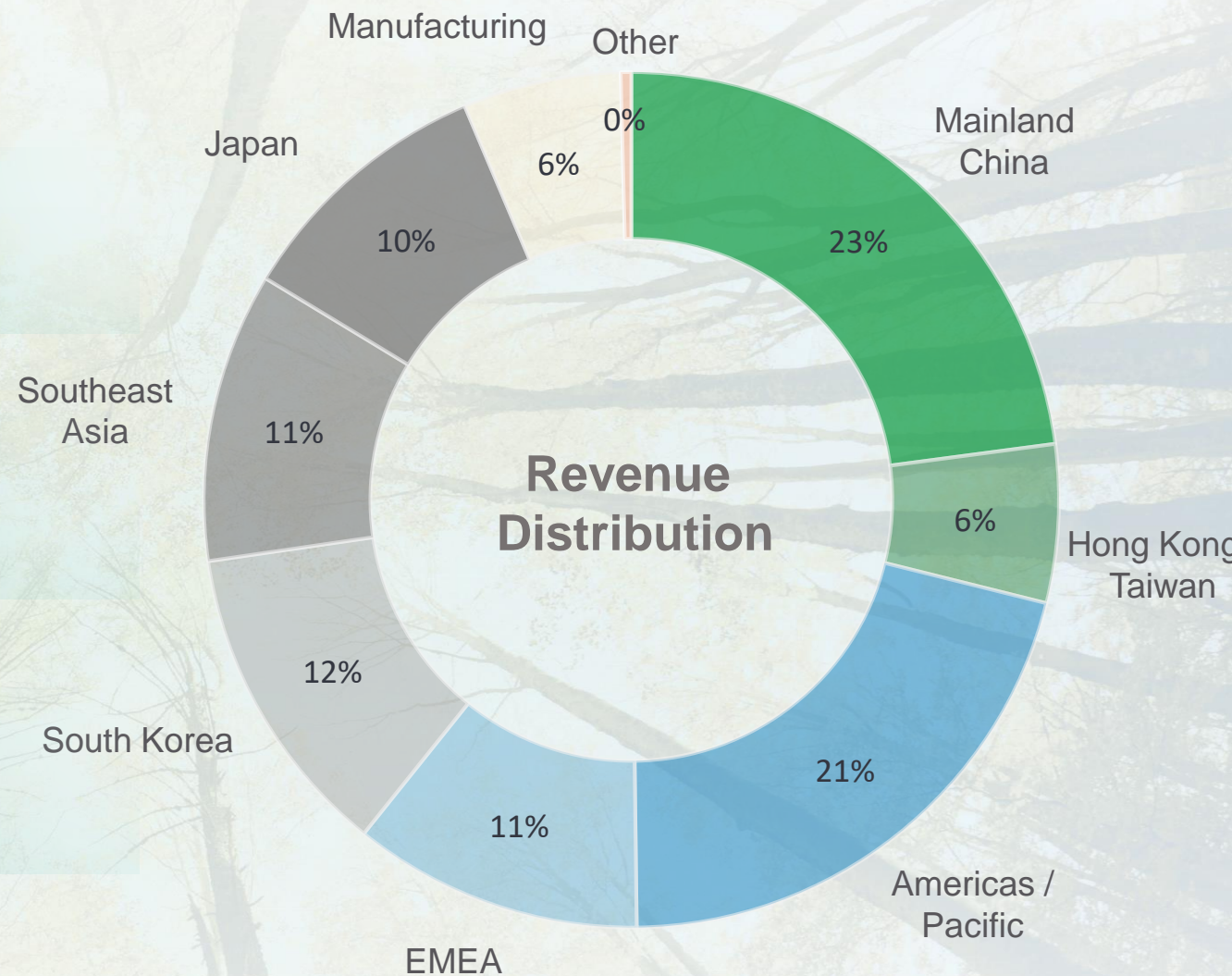
The company’s financial performance and the forward-looking statements contained herein are further qualified by a detailed discussion of associated risks set forth in the documents filed by the company with the Securities and Exchange Commission. The forward-looking statements set forth the company’s beliefs as of the date that such information was first provided, and the company assumes no duty to update the forward-looking statements contained in this presentation to reflect any change except as required by law.

Q4 Results

Revenue +28% YOY; 4% fx impact

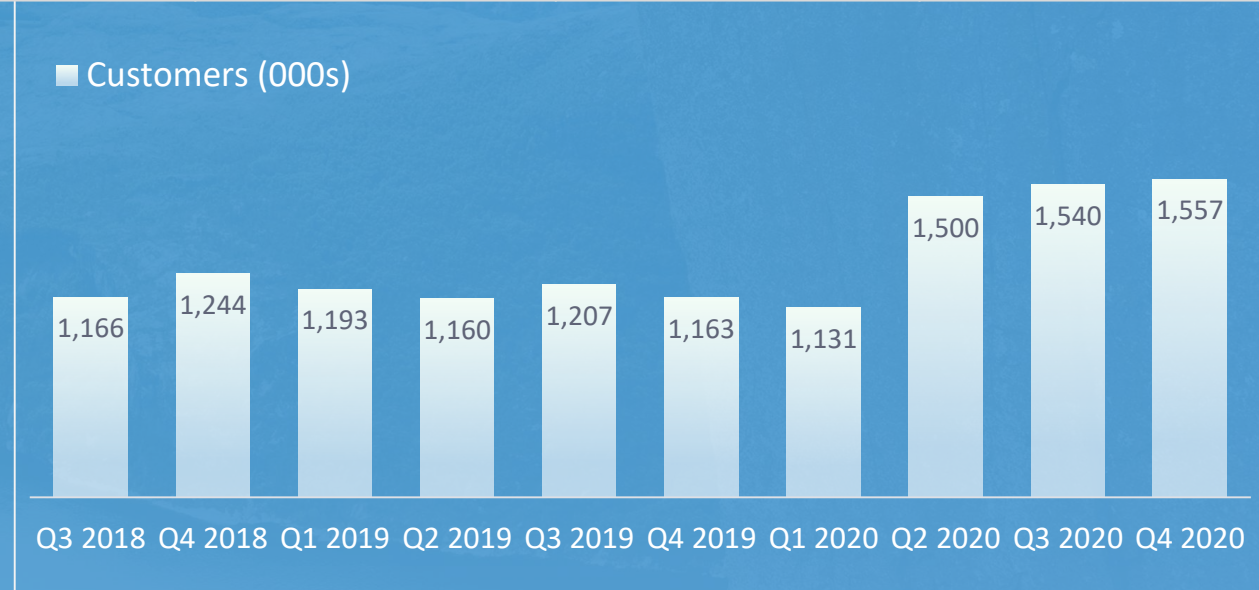
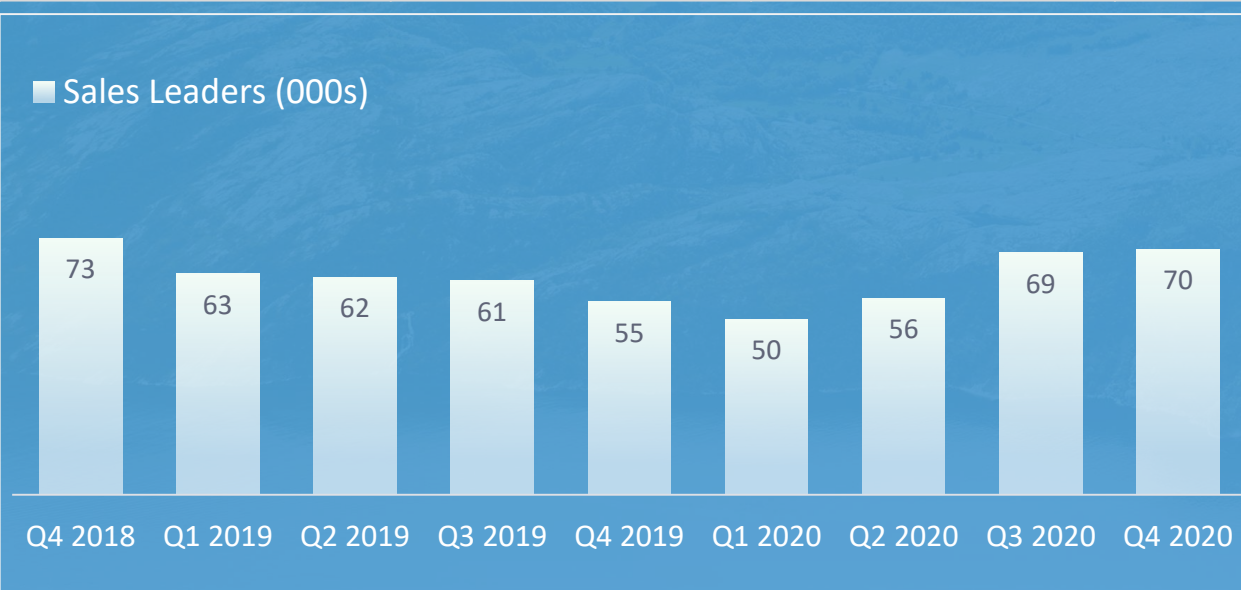
EPS \$1.40; +94% YOY

Sales Leaders +29%, Customers +34% YOY

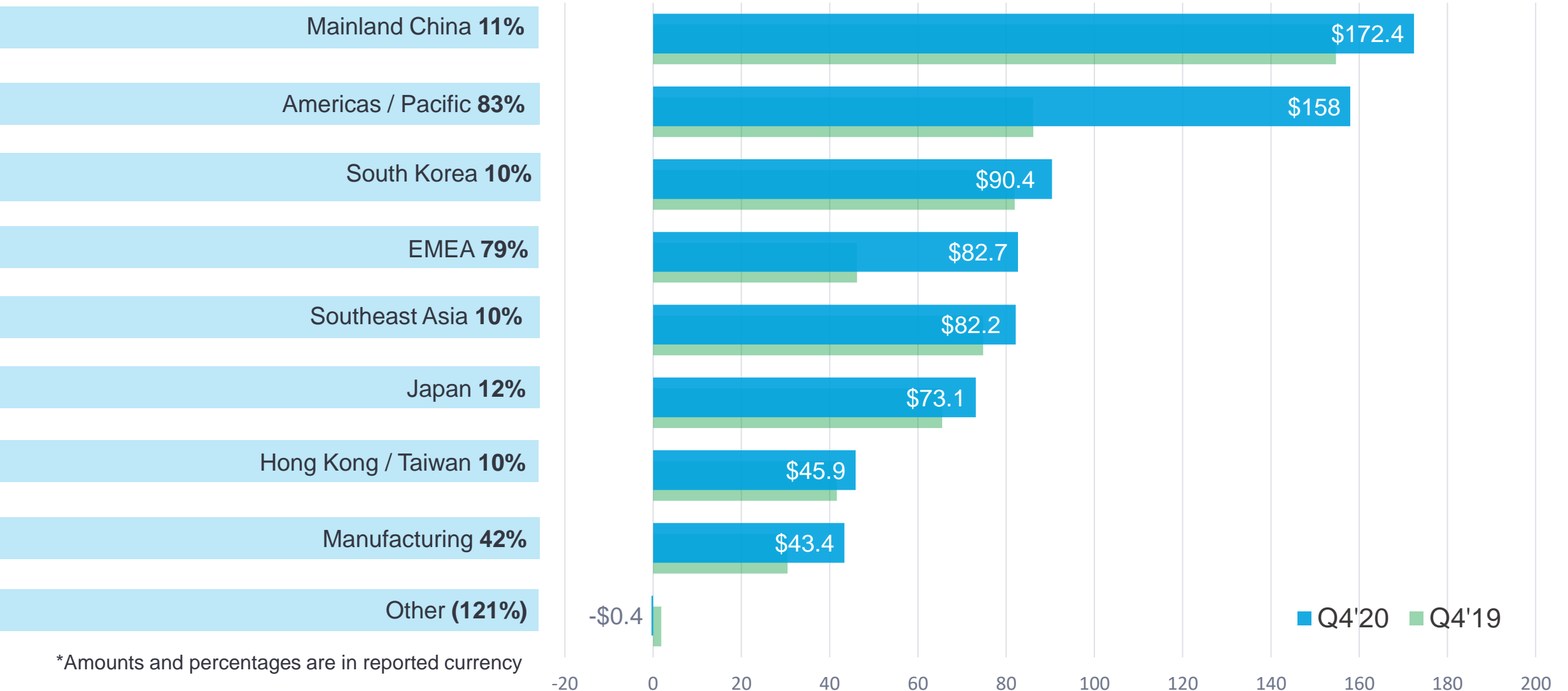


Customer / Sales Leader Performance

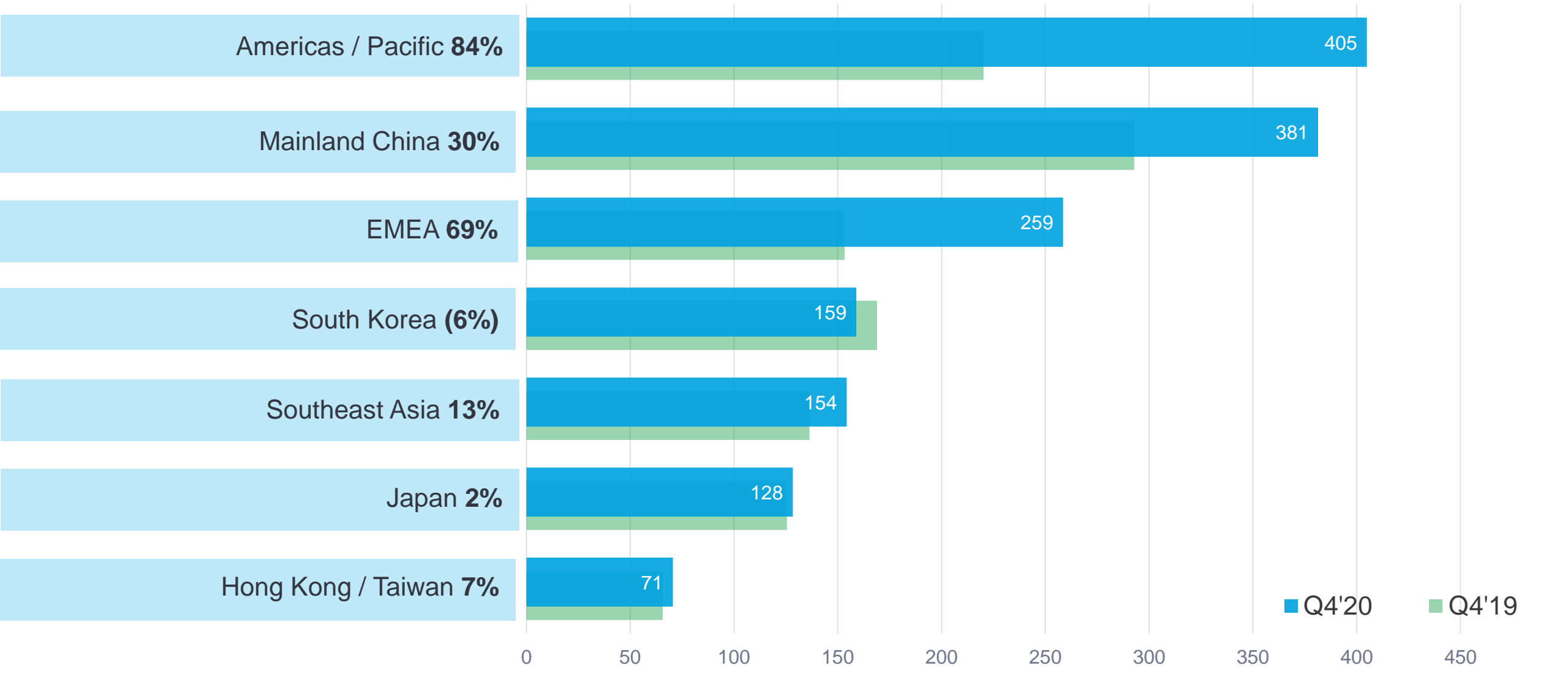
Market	Q4 2020		Q4 2019		YOY % Change	
	Customers	Sales Leaders	Customers	Sales Leaders	Customers	Sales Leaders
Mainland China	381,460	21,990	292,812	17,987	30%	22%
Americas/Pacific	404,955	14,439	220,216	7,607	84%	90%
South Korea	158,953	7,059	168,972	7,251	(6)%	(3)%
S.E. Asia	154,355	8,903	136,349	7,480	13%	19%
Japan	128,400	6,318	125,557	5,916	2%	7%
HK/Taiwan	70,592	4,663	65,669	3,900	7%	20%
EMEA	258,587	7,063	153,330	4,619	69%	53%
Total	1,557,302	70,435	1,162,905	54,760	34%	29%



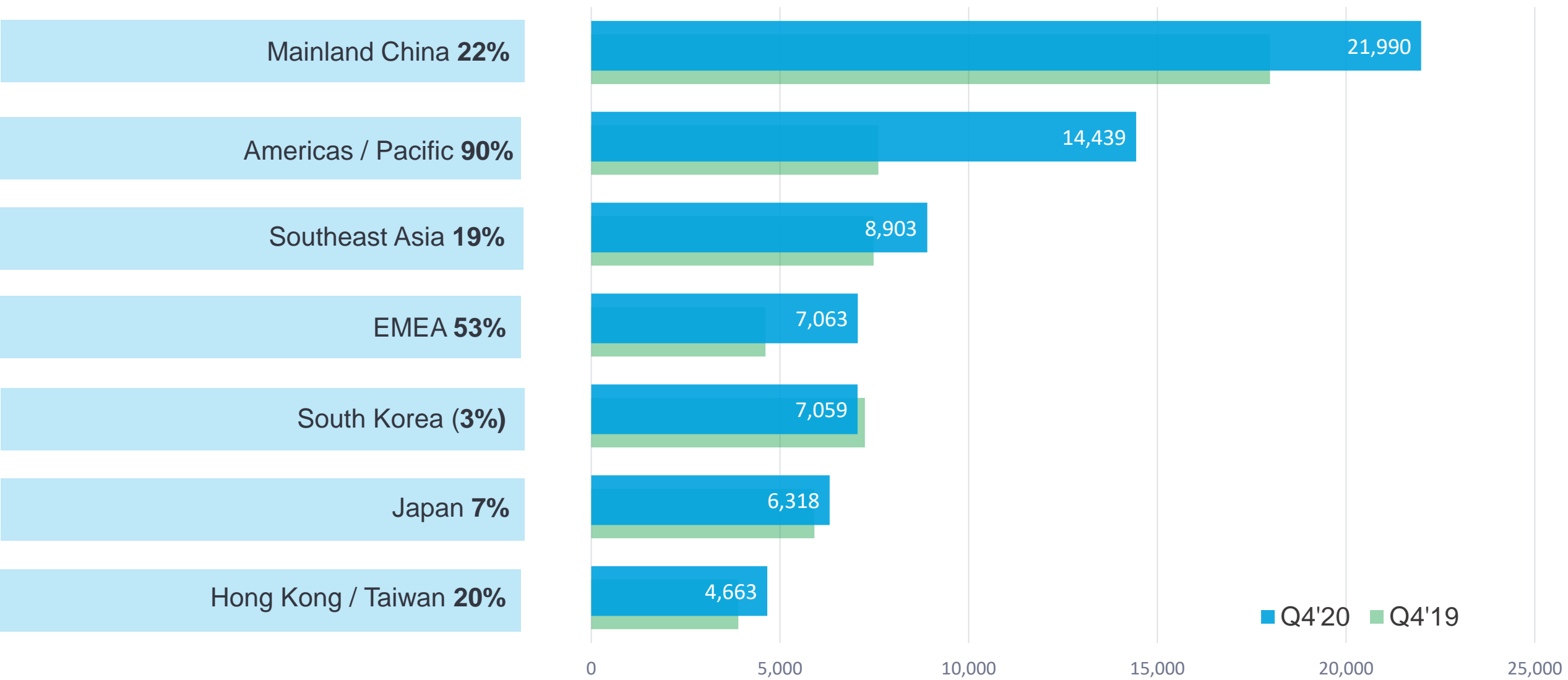
Revenue by Segment (M)



Customers by Segment (000's)



Sales Leaders by Segment

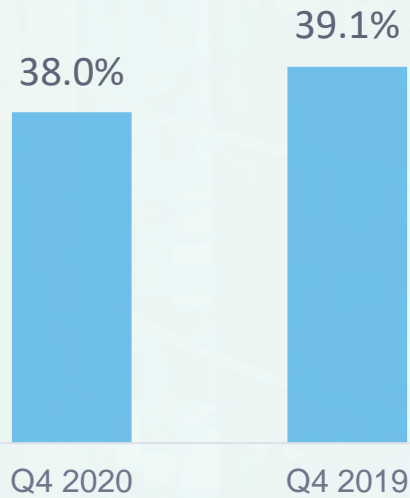


Operational Performance

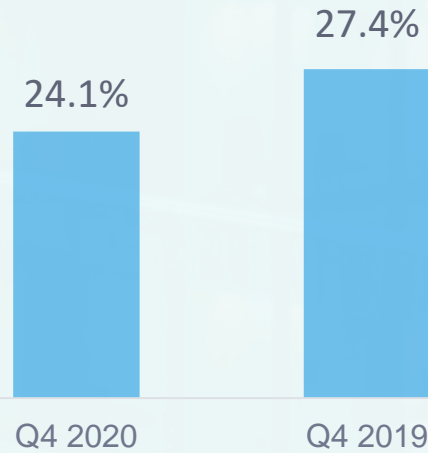
Gross Margin



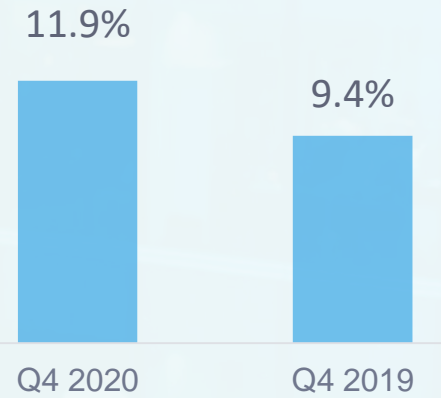
Selling Expenses



G&A Expense



Operating Margin



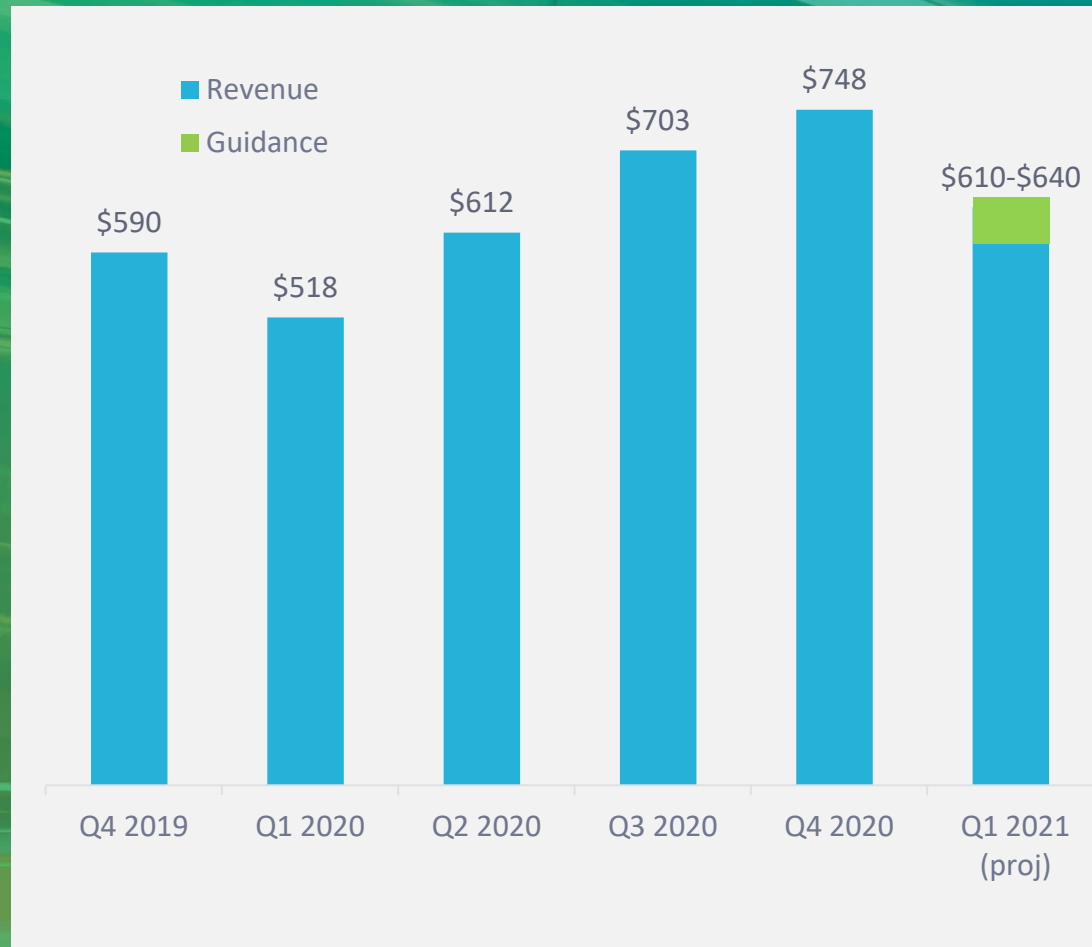
Q4 Dividend Payment
- \$19.1 million

Q4 Stock Repurchases
- \$17.0 million

Shareholder Value



Q1 2021 Outlook



Q1 2021 Revenue : \$610 to \$640 million; +18 to 24%
Approx. 3% fx impact

Q1 2021 EPS • \$0.65 to \$0.75; +81 to 108%

2021 Revenue • \$2.71 to \$2.81 billion; +5 to 9%
• Approx. 2-3% fx impact

2021 EPS • \$3.80 to \$4.10; +5 to 13%

